



STREAMING MUSIC, MOVIES, TV,
AUDIOBOOKS, EBOOKS, & COMICS



IOS / ANDROID / COMPUTER

HOOPLADIGITAL.COM

GETTING STARTED

Getting started is easy! Just follow these simple instructions...

What you'll need:

- Your library card number
- Internet access
- A smartphone or tablet
- The free Hoopla App, which can be downloaded from your device's app store.



Hoopla Digital

INSTALL THE HOOPLA APP TO YOUR DEVICE

- Once Hoopla is installed, open the Hoopla App.
- Select **Sign up** and enter your email address and create a password.
- Choose your library and select **Agree**.
- Enter your library card number.
- You will now be sent a link to your email to verify your account. Once your account has been verified, you are ready to borrow materials.

NAVIGATING THE HOOPLA APP & BROWSING

IN THE FOOTER (IOS USERS)



to see your recent history, borrowed items & recommendations.



to browse Audiobooks, eBooks, and Comics



to browse Movies & TV



for Binge Passes & Music


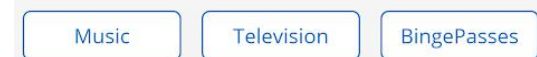
A BingePass gives you unlimited access to Hoopla Magazines, Great Courses, and more with a single borrow.



to search for specific titles, authors & artists.




ANDROID users will see the categories under the **HOME** menu in the footer:



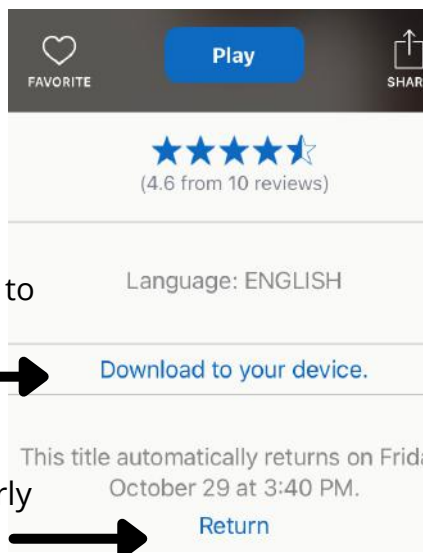
- Select the category you'd like to browse. Video (Movies & TV), Music, & Books (eBooks, Audiobooks, & Comics)
- Each category has a selection of curated lists of popular titles, recommended titles, Recently added titles, etc.
- Once you find something you would like to Borrow you will select **Borrow**.
- Select **Play** or **Read** to start your title.

SEARCHING AND BORROWING

- Tap  in the footer:
- Enter your search term (eg. artist, title or series) in the search bar
- Select a search suggestion. (if available)
- Select **Borrow**. (Hoopla titles are always available)
- Select **Play** (Audiobooks, Movies, TV, or Music), or **Read**. (Ebooks & Comics)
- All borrowed titles will show up under My Hoopla in the Borrowed tab.
- Some titles can be downloaded by selecting the title from your Borrowed tab and scrolling down to **Download to your device**.

RETURN EARLY

- You can return items by going to **My Hoopla**, selecting the title you wish to return and selecting **Return**.



To Download to your device



To Return Early



USING HOOPLA ON PERSONAL COMPUTER

Using Hoopla with a personal computer

(Windows or Mac)

1. Go to [hoopladigital.com](https://www.hoopladigital.com)
2. Click "**Get Started Today**" (top center of the page) and enter your email address. You will need to create an account with your email address and a password.
3. Choose "**Upper Arlington Public Library**" as your library
4. Enter your UA Library card number.

Hoopla is compatible with personal computers that use the latest versions of Google Chrome, Mozilla Firefox, Microsoft Edge, and Safari.

For more information on compatible devices, visit the Hoopla Help page at:

<https://www.hoopladigital.com/help>

BORROWING PRIVILEGES

- Check out up to **10** titles per month.
- Movies & TV: **3 day** checkout.
- Music: **7 day** checkout.
- BingePasses: **7 day** checkout.
- eBooks, Audiobooks, and Comics: **21 day** checkout.


Hoopla titles are always available, so no wait list!

PLEASE NOTE:

Once you have checked out 10 titles in a month you will not be able to borrow more until the counter resets, whether or not you have returned items early. The counter resets on the 1st of the month.

COMPATIBILITY

HOOPLA IS COMPATIBLE WITH THESE STREAMING DEVICES:



NEED MORE HELP?

REQUEST TECH HELP

We provide 1-on-1 in-person appointments with staff in our Adult Services department for help with UAPL's free digital resources and with basic Apple and Android orientations.

Go to <https://www.ualibrary.org/tech-help/> and select

[Request a Tech Help Appointment](#)

or give us a call at 614-486-9621 and press 1 for Adult Services.

