

Libby.



The library reading app
from OverDrive

eBooks/eAudiobooks/eMagazines



QUICK START GUIDE

IOS /Android/Kindle Fire

GETTING STARTED

Getting started is easy! Just follow these simple instructions:

What you'll need:

- Your Upper Arlington Public Library card number
- Internet access
- A smartphone or tablet
- The free Libby app, which can be downloaded for free from your device's app store







Libby, by Overdrive

INSTALL THE LIBBY APP TO YOUR DEVICE

- Install the Libby app from the app store on your Android, Kindle Fire or iOS device.
- In Libby, follow the prompts to find Upper Arlington Public Library and sign in with your library card number.


NAVIGATING THE APP

In the footer



- Tap  to search for titles.
- Tap  to open the library collection you were most recently browsing.
- Tap  to see your loans, holds, and tags for all your libraries.
- Tap  to create tags for titles.

SEARCHING & BROWSING


TO SEARCH

- Tap search  in the footer.
- Enter your search term (e.g., a title, author, or series name) in the search bar.
- Select a search suggestion (if available), or tap search to see all results.


TO BROWSE

- Select the library icon  in the footer.
- Scroll to see the curated collections, or select "subjects" to choose a genre or to apply your preferences for format, language, audience and availability.
- To filter your search tap the  icon to filter by Subject, Format, Availability, etc.


SEARCHING QUICK TIPS

- If a title is not available, you can place a hold.
- After you place a hold, view your spot in line by going to your Shelf  and tapping Holds.


BORROWING

- Once you find a title you would like to borrow select **BORROW** and your title will download to your device.
- Once downloaded you can Open Book, Keep Browsing, or Go to your Shelf 

RETURNING BOOKS EARLY

Books are automatically returned to the library on their due date. When they're returned, they're also removed from your shelf  and deleted from your device (if downloaded).

If you finish a book early, you can return it before its due date using the steps below:

- Go to shelf 
- Tap loans at the top of the screen.
- Tap Manage Loan.
- Tap Return Early, then Return.

Return Early

1 person is waiting.

Renew Loan



Reading Journey

No progress yet.




Tags




Share Title

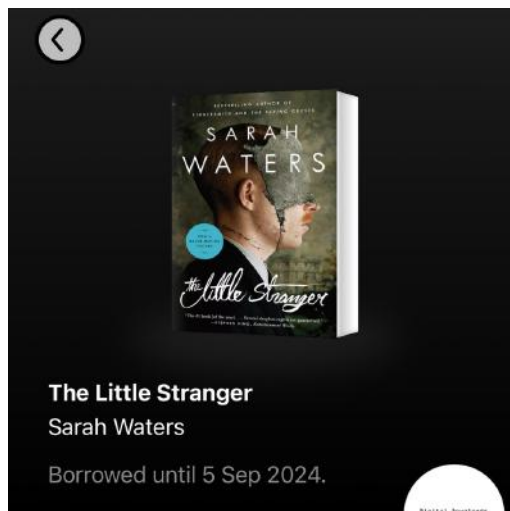
Downloading 237 MB. When the download completes, you can open this title in Libby while offline.

READING

Borrowed titles appear on your shelf  download to the app automatically when you're connected to Wi-Fi, so you can read them when you're offline.

On your shelf  tap Loans at the top of the screen. From there, you can:

- Tap Read With... to choose where you'd like to read the book (Kindle or Libby), then finish sending to Kindle or start reading in Libby.
- Tap Open In Libby to start reading or listening in the app.



Open In Libby

Keep Browsing

Go To Shelf

BORROWING PRIVILEGES

- Titles are automatically returned at the end of the lending period. No late fees!
- **Check out** up to **25 titles** at a time.
- **Hold** up to **25 titles** at a time.

- **Borrow** titles for up to **21 days**.

NEED MORE HELP?

REQUEST TECH HELP

We provide 1-on-1 phone or in-person appointments with staff in our Adult Department for help with UAPL's free digital resources and with basic Apple and Android orientations.

<https://www.ualibrary.org/tech-help/>

Request a Tech Help Appointment

to schedule your appointment or give us a call at (614) 486-9621 and press 1 for the Adult Department.

