

kanopy

STREAM THOUSANDS OF FILMS

QUICK START GUIDE

Enjoy Thoughtful
Entertainment

Stream thousands of films
through your library or university

IOS & ANDROID

KANOPY.COM

GETTING STARTED

Getting started is easy! Just follow these simple instructions:

What you'll need:

- Your library card number
- Internet access
- A smartphone or tablet
- Kanopy app



INSTALL THE KANOPY APP TO YOUR DEVICE

- Download the Kanopy app from the app store on your iOS or Android device.
- Open the Kanopy app and select **Get Started**.

Get Started

- Select **Find Library**, and **Select your library**.
- Add your Library card by entering your card number and PIN and select **Next**.

Do you have a library card?



First, find your public library. Then, enter your library card information. If you don't have one yet, we'll help you get one.

Find Library

STEP 3 OF 4

Add Your Library Card

SELECTED LIBRARY
Upper Arlington Public Library
Upper Arlington Public Library

Change

LIBRARY CARD NUMBER Need a library card?

Type your library card number

LIBRARY CARD PIN/PASSWORD

Type your PIN number

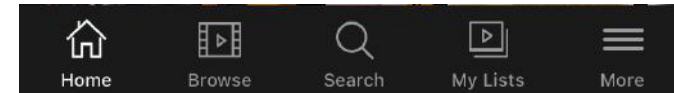
SIGN UP USING YOUR COMPUTER


1. Go to <http://ualibrary.kanopy.com>
2. Click "Add Library Card"
3. Enter your Upper Arlington Public Library card number and PIN.
4. Provide your name and email address, and create a password for your Kanopy account.

5. You will receive a link to that email to verify your email address: click on that link to complete the account registration process.


NAVIGATING THE APP & SEARCHING


NAVIGATION BAR




 Home Browse Curated Collections

 Browse Browse by Genre

 Search Search for Specific Titles.

 My Lists Add titles you want to borrow to the watchlist. Continue watching borrowed titles.

 More Manage your Account, Link Devices, & Settings

BROWSE AND SEARCH

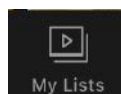
- To search for specific titles, select the magnifying glass icon to search.
- You can also browse by subject: select the Browse menu, then choose a genre.
- When you find a title you want to watch, add it to your **watchlist**.

BORROW A TITLE

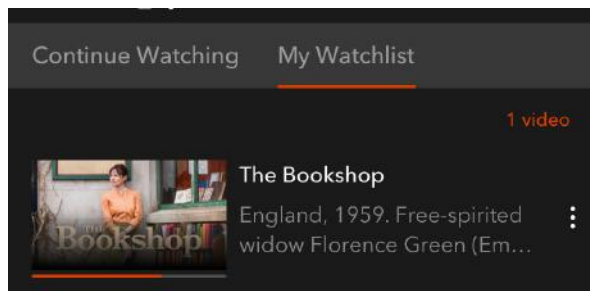
To watch a movie, first add it to your **watchlist**. Select the **+** symbol.



When you are ready to watch, go to **My Lists** and select **My Watchlist**.



Titles you have already started watching will appear under **Continue Watching**.



PLAY

To start watching your title, tap the **Play** button.



Your title will appear under **Continue Watching** after you've played it for at least 10 seconds.

KANOPY IS COMPATIBLE WITH:

iOS and Android mobile devices



Apple TV



Chromecast



Roku



For instructions on installing the Kanopy app to your TV, visit the Kanopy Help Center: <https://help.kanopy.com/hc/en-us>

BORROWING PRIVILEGES

30 tickets per month. Your tickets will reset on the 1st of each month. Each title has a different ticket amount assigned to it.

3-21 days depending on the title's run time.

No waitlists: Kanopy titles are always available.

NEED MORE HELP?

REQUEST TECH HELP

We provide 1-on-1 in-person appointments with staff in our Adult Services department for help with UAPL's free digital resources and with basic Apple and Android orientations.

Go to <https://www.ualibrary.org/tech-help/> and select

[Request a Tech Help Appointment](#)

or give us a call at 614-486-9621 and press 1 for Adult Services.

